


How many kids younger than school-age* are up-to-date on vaccines in your county?




*Children age 19 months as of 01/17/2018 through 5 years as of 09/01/2017

Assessment date: 03/05/2018

Data source: Oregon Alert IIS



Cuántos niños menores de edad escolar* están al día con vacunas en su condado?



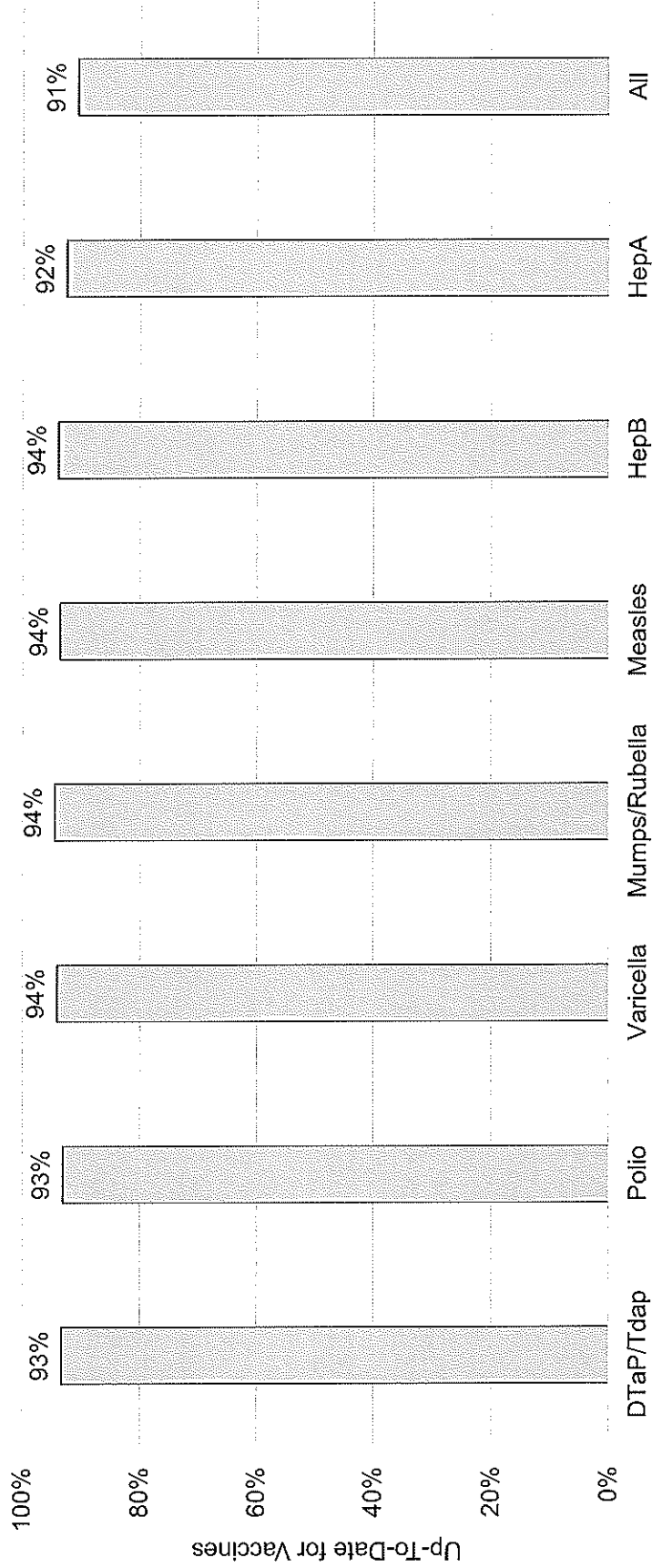
*Niños de 19 meses de edad en 07/01/2018 hasta 5 años de edad efectivo

Fecha de evaluación: 05/03/2018

Fuente de datos: Oregon Alert IIS



How many school-age kids* are up-to-date on vaccines in your county?



□ Grant County

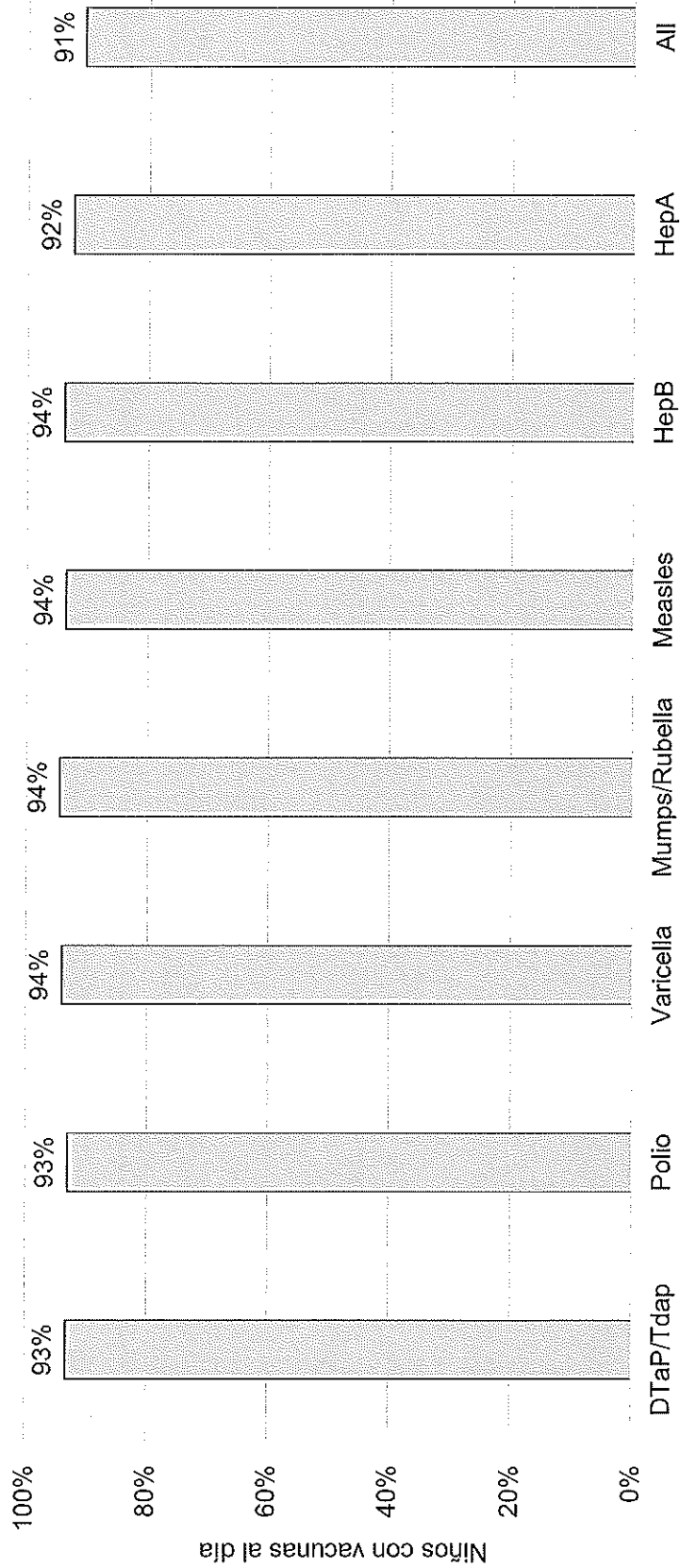
*Kindergarten through 12th grade

Assessment date: 03/05/2018

Data source: Immunization Primary Review Summary Reports



¿Cuántos niños en edad escolar* están al día con las vacunas en su condado?



□ Grant County

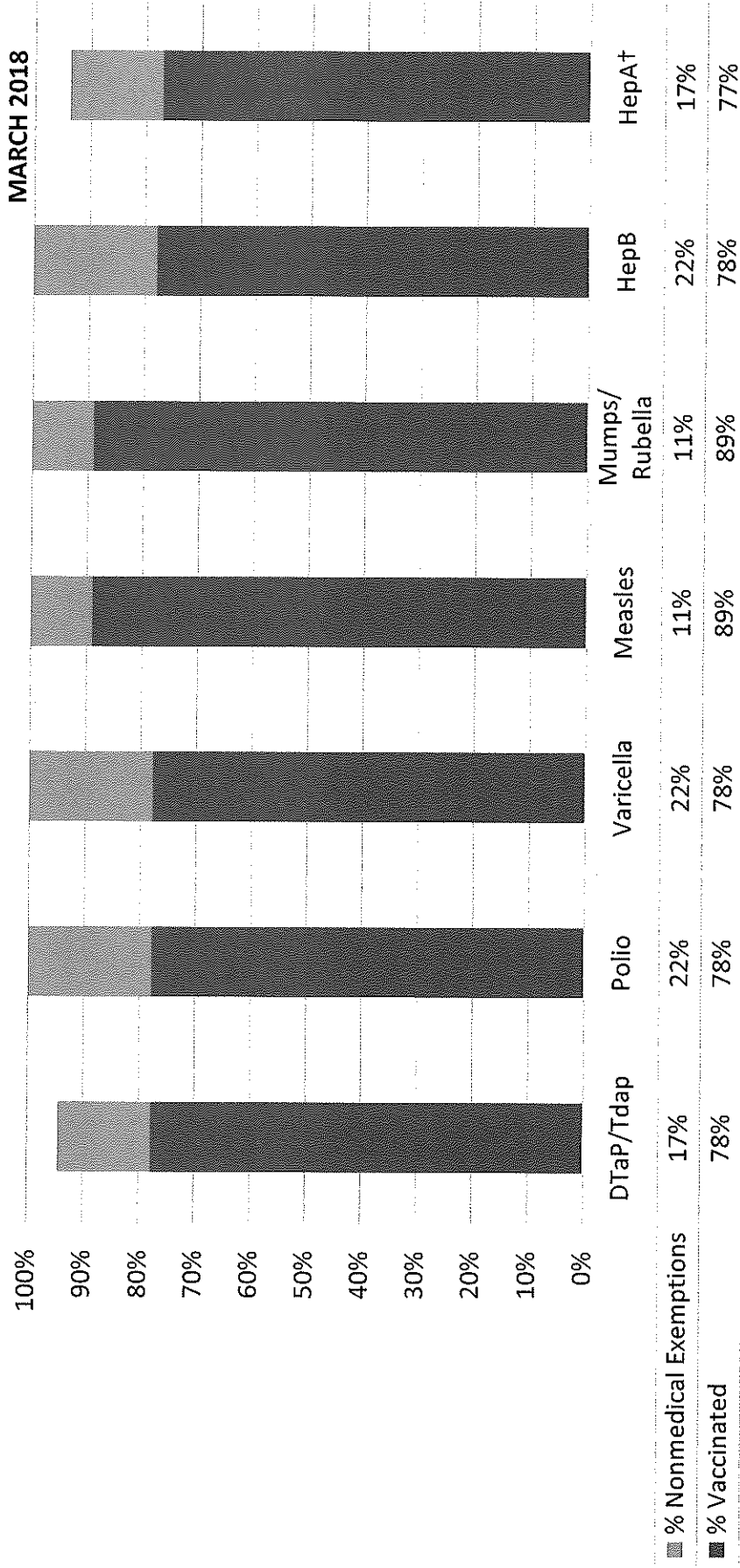
* Jardín de infancia hasta el grado 12

Fecha de evaluación: 05/03/2018

Fuente de datos: Informes de Resumen de Inmunización Primaria



How many kids at Long Creek School District #17 are vaccinated?*



Number of children at the school**18

Percent of children with no immunization or exemption record:0%

Percent of children with a medical exemption for one or more vaccine(s):0%

* Not all immunizations are required for all grades. These numbers may not total 100% if some children have medical exemptions, or are incomplete or in process with immunizations but do not need an exemption because they are on schedule.

**There is/are also 0 child(ren) enrolled for whom immunizations are not required to be reported because their records are tracked by another site or they attend fewer than 5 days per year.

†Blanks indicate this vaccine was not required in the grades at this school, or this vaccine was required for fewer than 10 children.